



ಬೃಹತ್ ಬೆಂಗಳೂರು ಮಹಾನಗರ ಪಾಲಿಕೆ  
Bruhat Bengaluru Mahanagara Palike



# BBMP COVID-19 WAR ROOM 15.12.2021



# ABSTRACT OF COVID-19 CASES IN BENGALURU


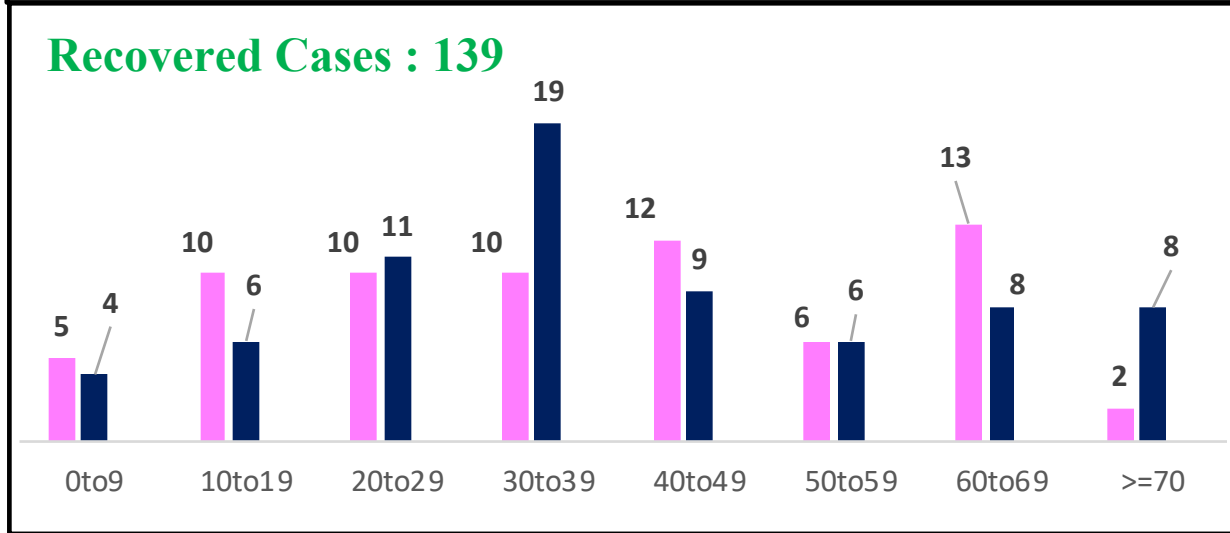
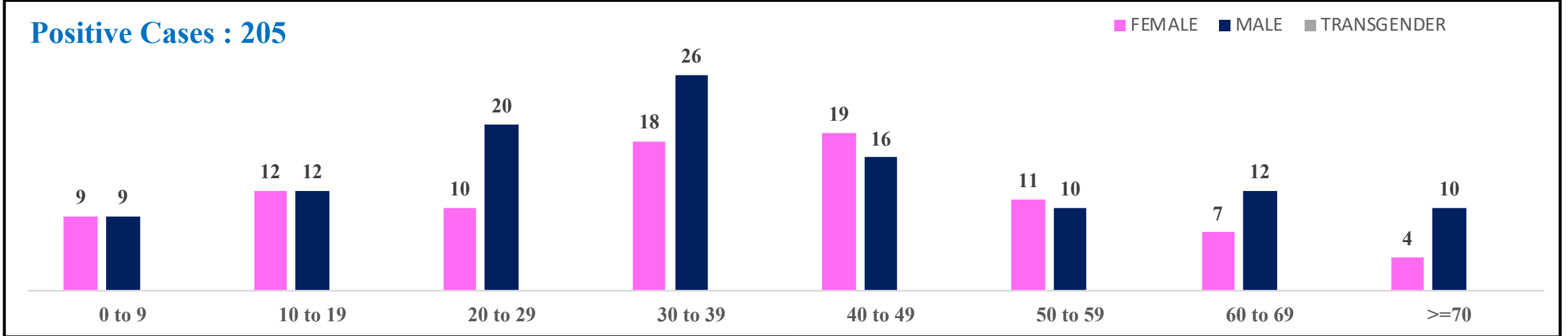


	MALE	FEMALE	TRANSGENDER	MALE	FEMALE	TRANSGENDER	TOTAL	
	Last 24 Hours	Last 24 Hours	Last 24 Hours	Cumulative	Cumulative	Cumulative	Last 24 Hours	Cumulative
<b>Positive Cases</b>	115	90	0	7,51,846	5,07,387	155	<b>205</b>	<b>12,59,388</b>
<b>Recovered Cases</b>	71	68	0	7,39,010	4,98,286	149	<b>139</b>	<b>12,37,445</b>
<b>Death Cases</b>	2	0	0	10,359	6,010	4	<b>2*</b>	<b>16,373</b>
<b>Total Tests Done</b>	<b>In Last 24 hrs : 44,293</b>					<b>Cumulative : 2,32,42,504</b>		
<b>ACTIVE CASES</b>					<b>5,570</b>			

\*Covid deaths occurred today : 00 | Covid deaths occurred beyond last 24 hrs., reported today : 02



# LAST 24 HOURS AGE GROUP AND GENDER WISE DISTRIBUTION





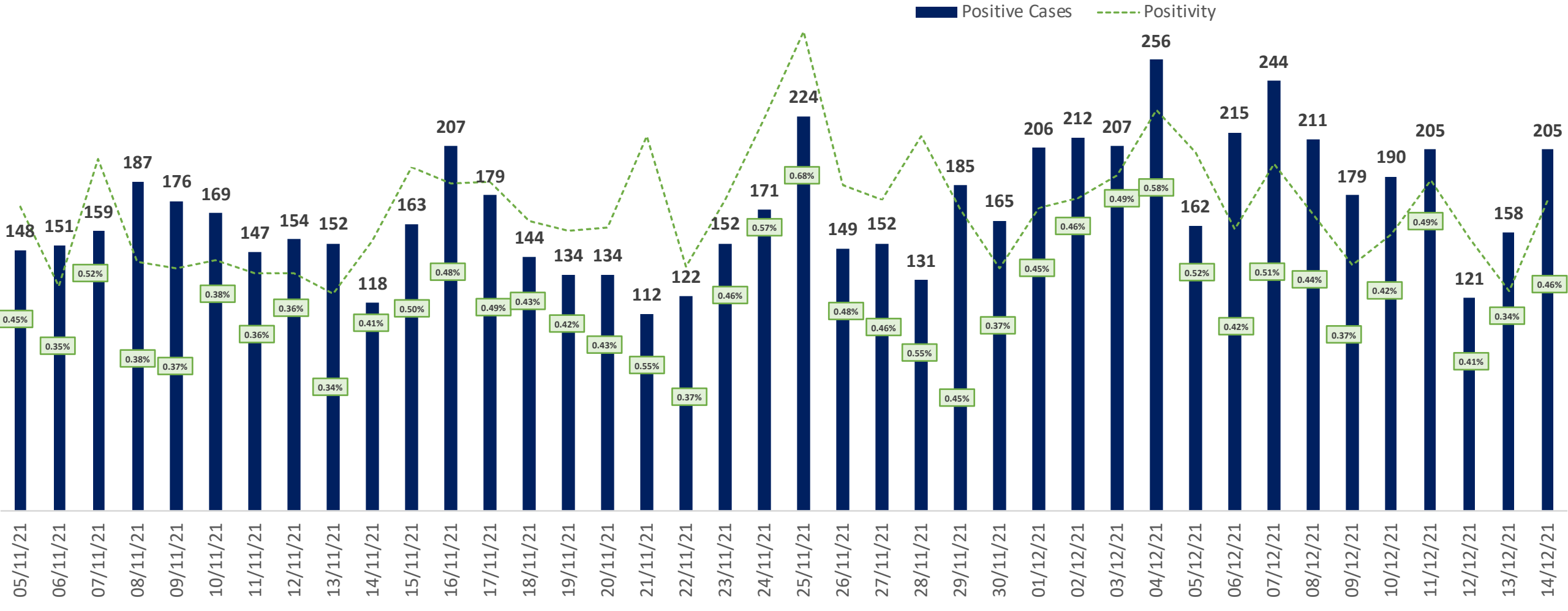
# SNAPSHOT OF BENGALURU COVID-19 CASES IN LAST 8 WEEKS



	20-10-2021 To 26-10-2021	27-10-2021 To 02-11-2021	03-11-2021 To 09-11-2021	10-11-2021 To 16-11-2021	17-11-2021 To 23-11-2021	24-11-2021 To 30-11-2021	01-12-2021 To 07-12-2021	08-12-2021 To 14-12-2021
<b>Total Positive Cases</b>	1,240	1,102	1,096	1,110	977	1,177	1,502	1,269
<b>Total Recovered Cases</b>	1,540	1,101	913	1,554	1,960	1,357	976	1,116
<b>Total Death Cases</b>	34	26	12	13	10	12	16	18
<b>Case Fatality Rate</b>	2.74%	2.36%	1.09%	1.17%	1.02%	1.02%	1.07%	1.42%
<b>Total Tests Conducted</b>	3,14,374	2,96,445	2,77,307	2,75,866	2,19,289	2,36,097	3,06,970	3,03,009
<b>Positivity Rate</b>	0.39%	0.37%	0.40%	0.40%	0.45%	0.50%	0.49%	0.42%

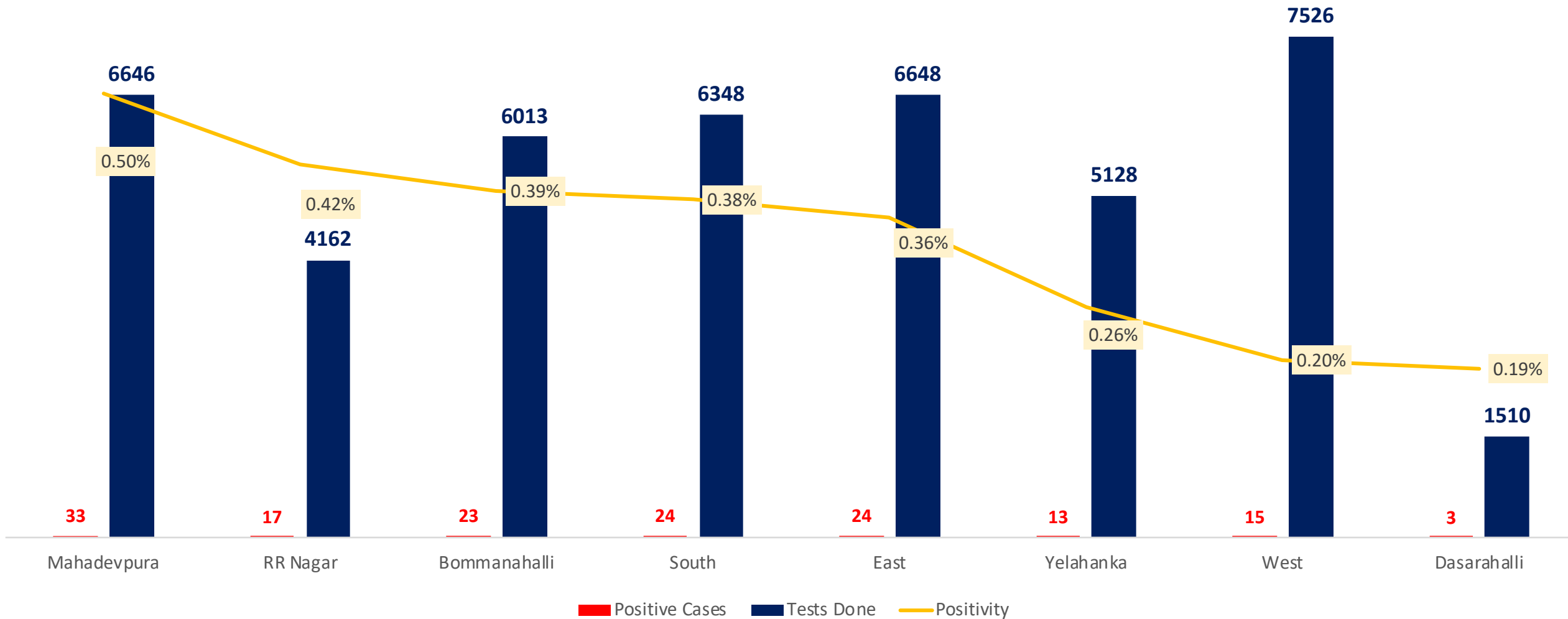


# POSITIVITY RATE OF BENGALURU – LAST 40 DAYS



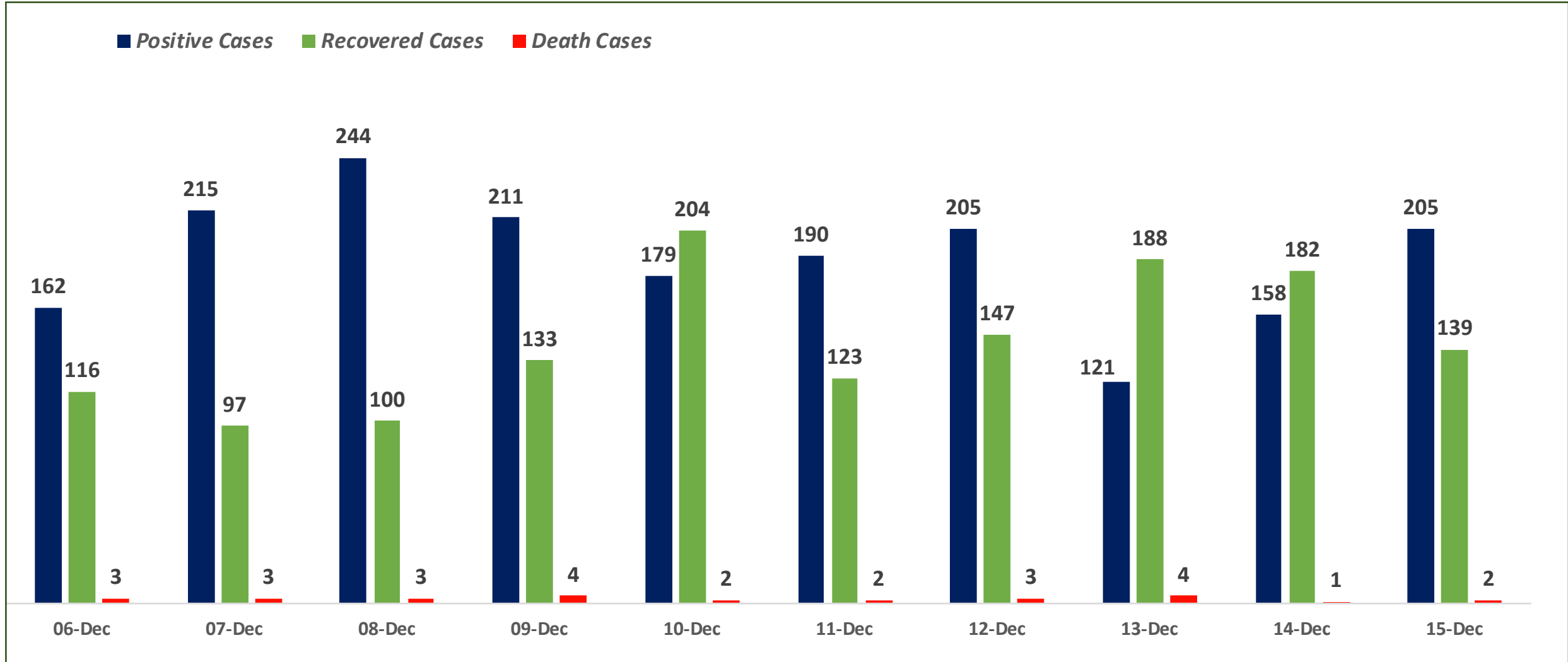


# ZONE WISE AVERAGE POSITIVITY TREND FOR LAST WEEK





# SNAPSHOT OF POSITIVE, RECOVERED AND DEATH CASES OVER LAST 10 DAYS ACROSS BBMP ZONES

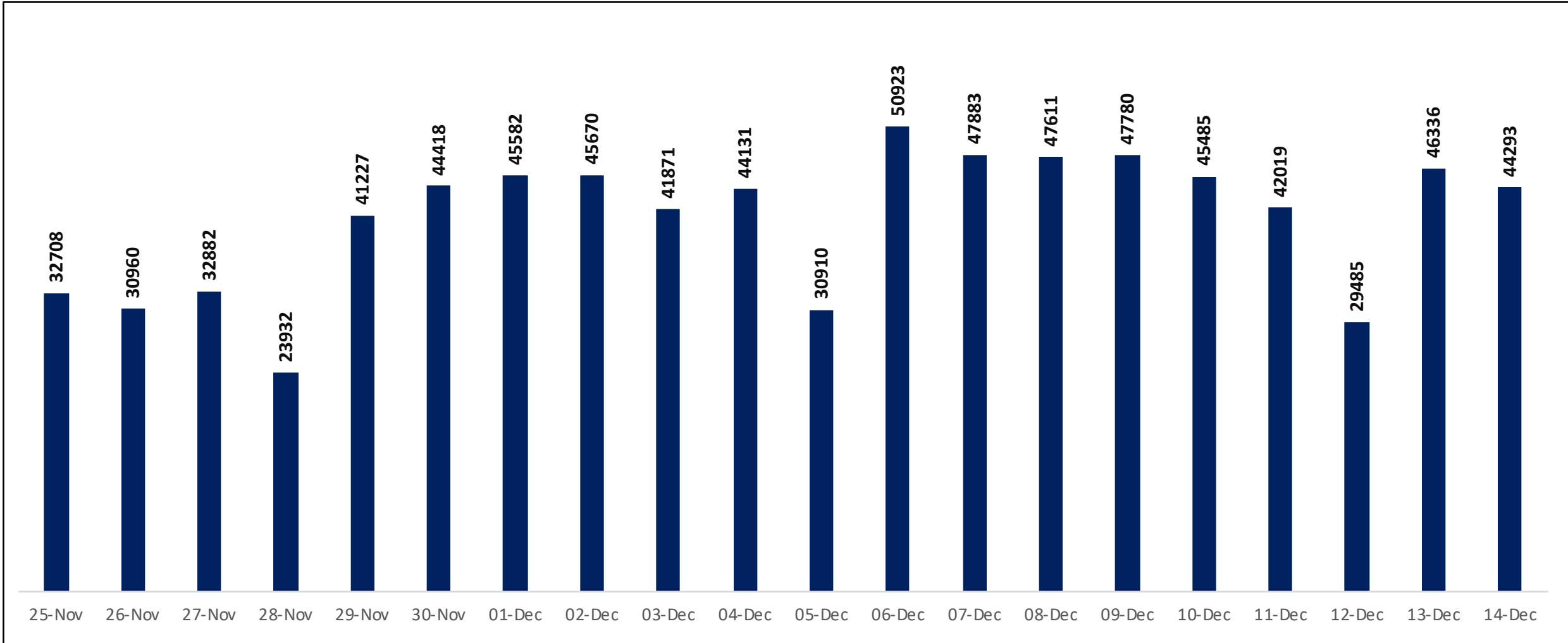




# TESTING TRENDS IN BENGALURU



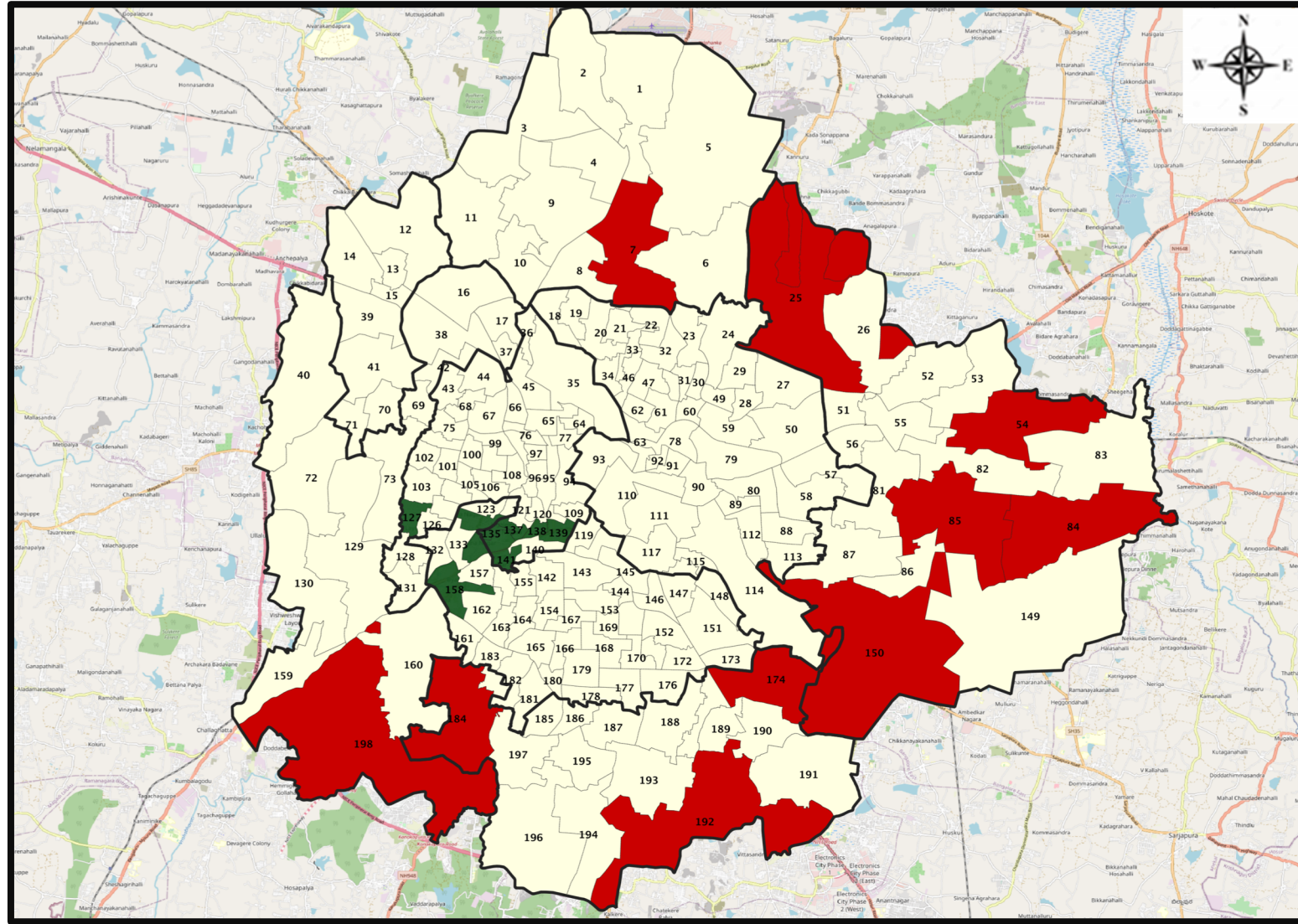
Total Test Conducted Till Date	Test Conducted Last 24 hours
2,32,42,504	44,293







# BENGALURU URBAN MAP SHOWING TREND OF POSITIVE CASES IN LAST 10 DAYS



### Top 10 wards reporting highest number of positive cases in last 10 days

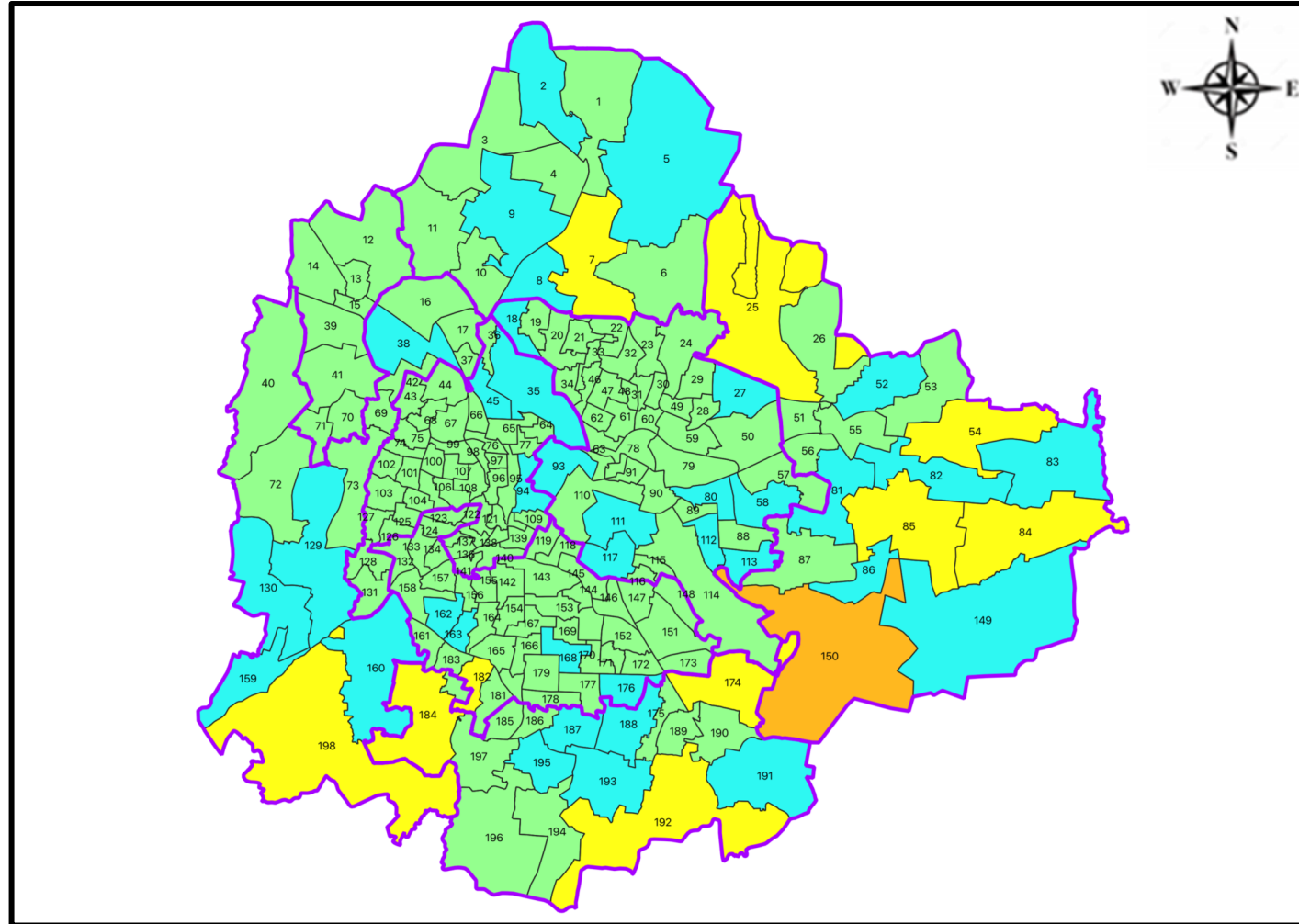
Ward No.	Ward Name	Daily Cases Average
150	Bellanduru	8
192	Begur	5
85	Dodda Nekkundi	5
84	Hagadur	5
174	HSR Layout	4
198	Hemmigepura	4
25	Horamavu	4
184	Uttarahalli	3
7	Byatarayanapura	3
54	Hudi	3







### Top 10 wards reporting least number of positive cases in last 10 days

Ward No.	Ward Name	Daily Cases Average
158	Deepanjali Nagara	0
141	Azad Nagar	0
139	K R Market	0
138	Chalavadipalya	0
137	Rayapura	0
136	Jagajivanram Nagar	0
135	Padarayanapura	0
134	Bapuji Nagar	0
127	Mudalapalya	0
124	Hosahalli	0



# BENGALURU MAP SHOWING INTENSITY OF POSITIVE CASES IN LAST 10 DAYS



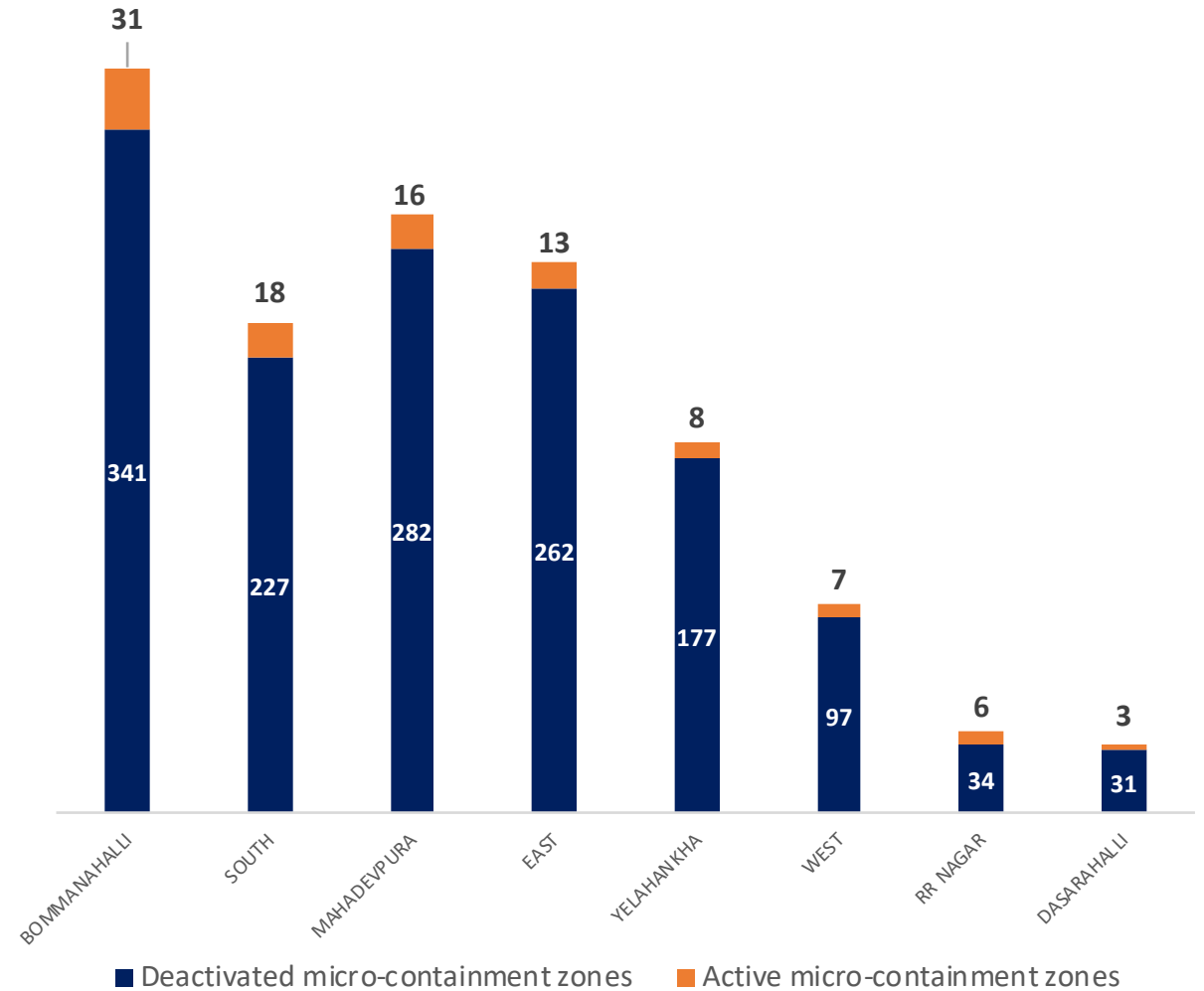
-  **Level 1 : 0 to 10 Cases**
-  **Level 2 : 10 to 25 Cases**
-  **Level 3 : 25 to 50 Cases**
-  **Level 4 : 50 to 100 Cases**
-  **Level 5 : Above 100 Cases**
-  **Zone Boundaries**



# CONTAINMENT ZONE DETAILS



ZONE	TOTAL DECLARED	TOTAL DEACTIVATED	TOTAL ACTIVE
BOMMANAHALLI	372	341	31
SOUTH	245	227	18
MAHADEVPURA	298	282	16
EAST	275	262	13
YELAHANKHA	185	177	8
WEST	104	97	7
RR NAGAR	40	34	6
DASARAHALLI	34	31	3
<b>TOTAL</b>	<b>1553</b>	<b>1451</b>	<b>102</b>





# COVID BED STATUS AS ON 15.12.2021

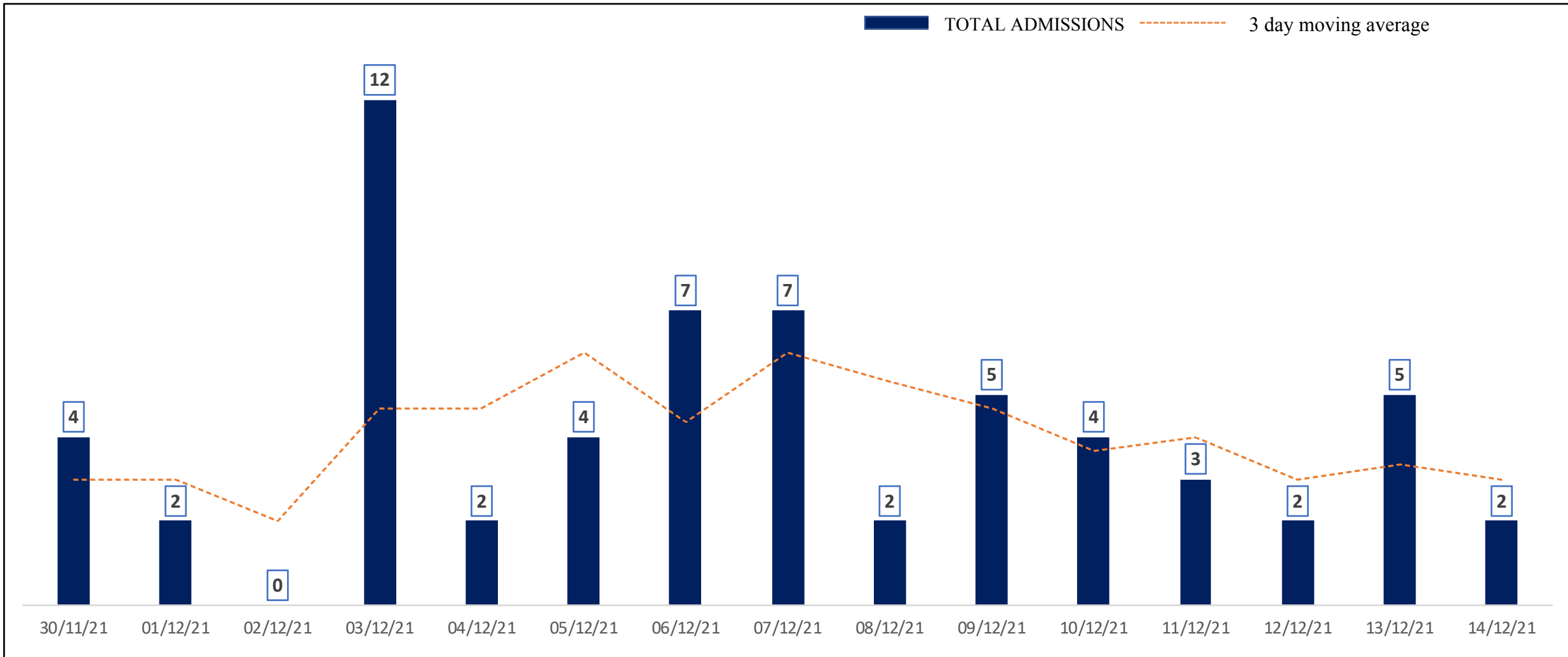


SR. NO.	Facility Type	No. of Hospital	Total Allocated Beds for C+ Patients					Occupied Beds for C+ Patients					Net Available Beds for C+ Patients				
			Gen Beds	HDU	ICU Beds	ICU-V	Total	Gen Beds	HDU	ICU Beds	ICU-V	Total	Gen Beds	HDU	ICU Beds	ICU-V	Total
1	Government Medical Colleges	4	20	621	53	76	770	0	11	5	0	16	20	610	48	76	754
2	Government Hospitals	16	664	210	65	127	1,066	3	7	4	1	15	661	203	61	126	1,051
3	Covid Care Centres	2	90					6					84				
<b>Total Beds</b>		<b>22</b>	<b>774</b>	<b>831</b>	<b>118</b>	<b>203</b>	<b>1,926</b>	<b>9</b>	<b>18</b>	<b>9</b>	<b>1</b>	<b>37</b>	<b>765</b>	<b>813</b>	<b>109</b>	<b>202</b>	<b>1,889</b>

\* Status as on 15.12.2021 – 5:30 PM



# HOSPITAL & CCC ADMISSIONS LAST 15 DAYS TREND



\* Only Government Quota Admissions through CHBMS considered

\* Only Fresh Admissions considered

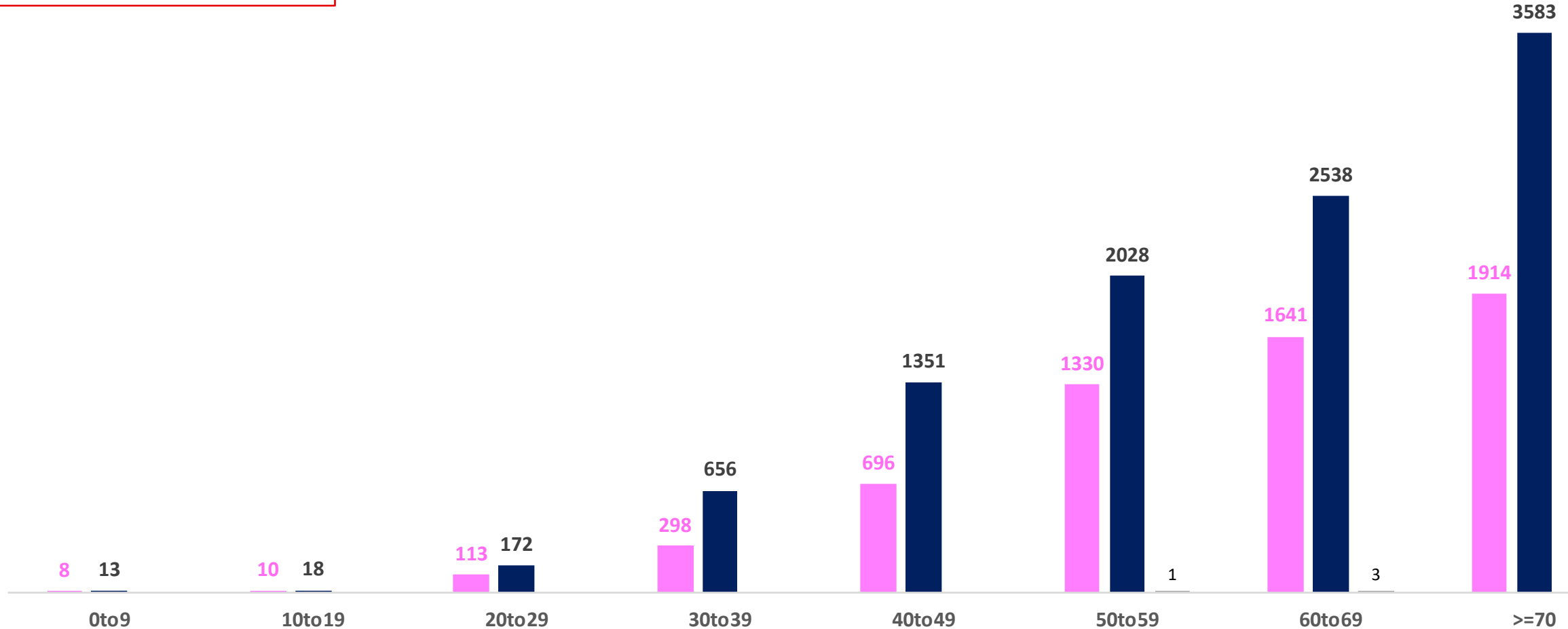


# AGE AND GENDER WISE DISTRIBUTION OF DEATH CASES



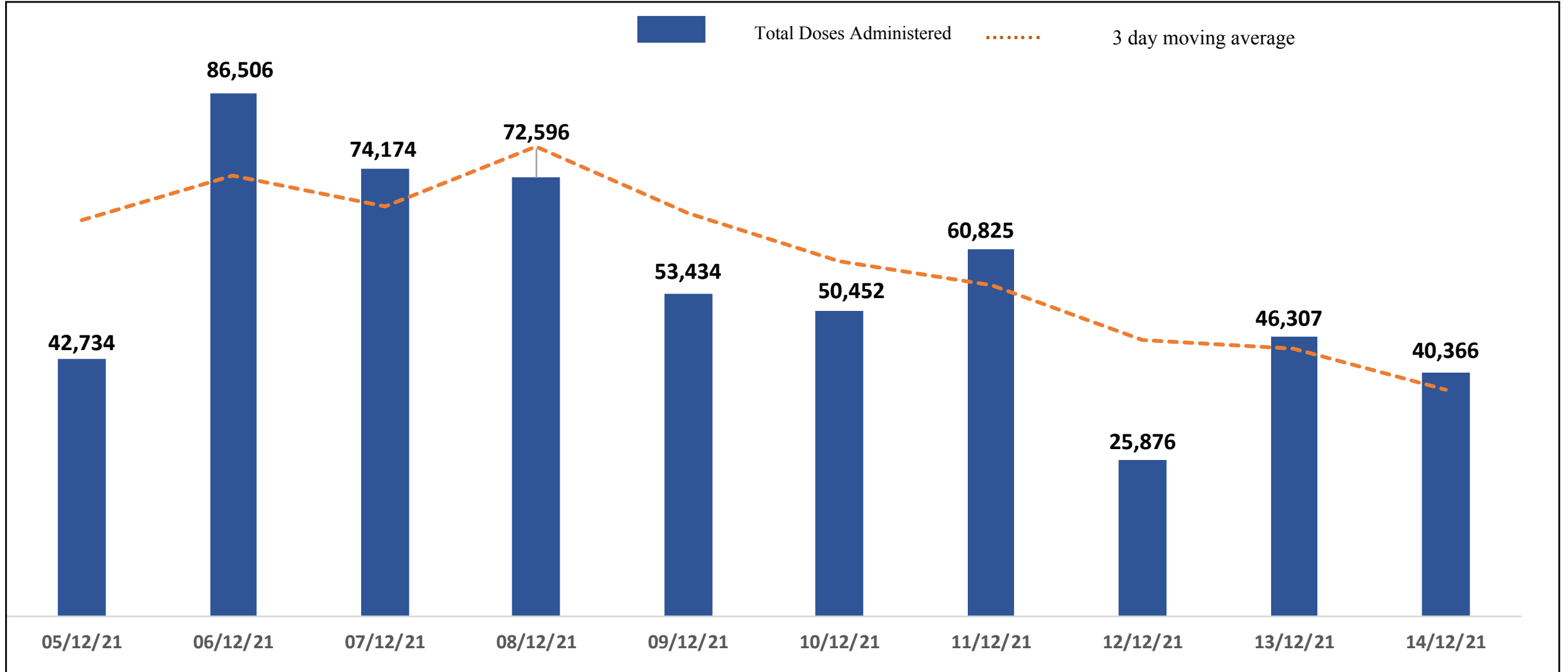
**Death Cases: 16,373**

Female Male Transgender





# TOTAL VACCINE DOSES ADMINISTERED IN LAST 10 DAYS

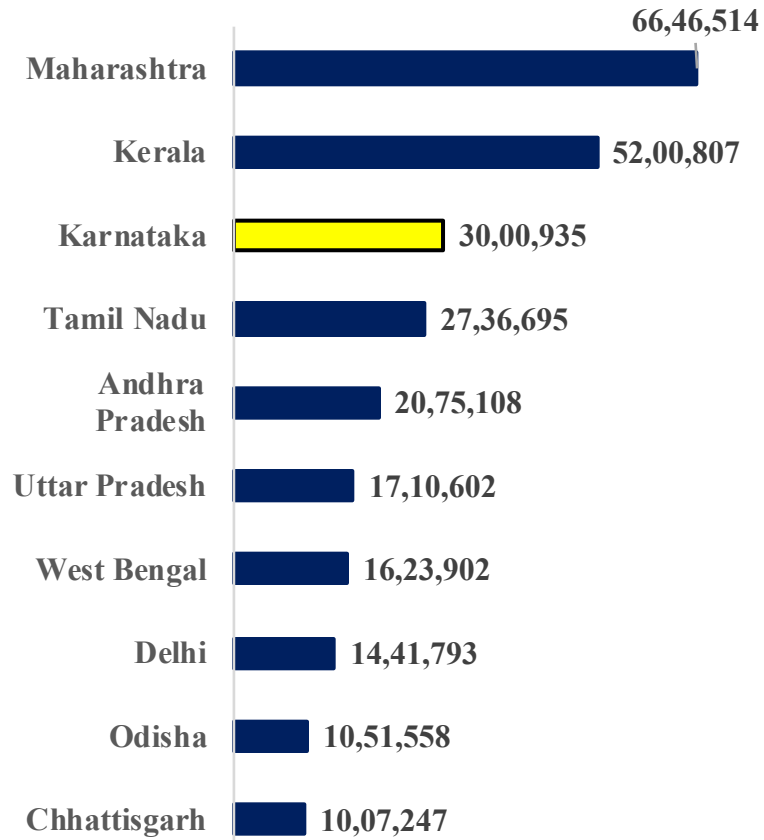




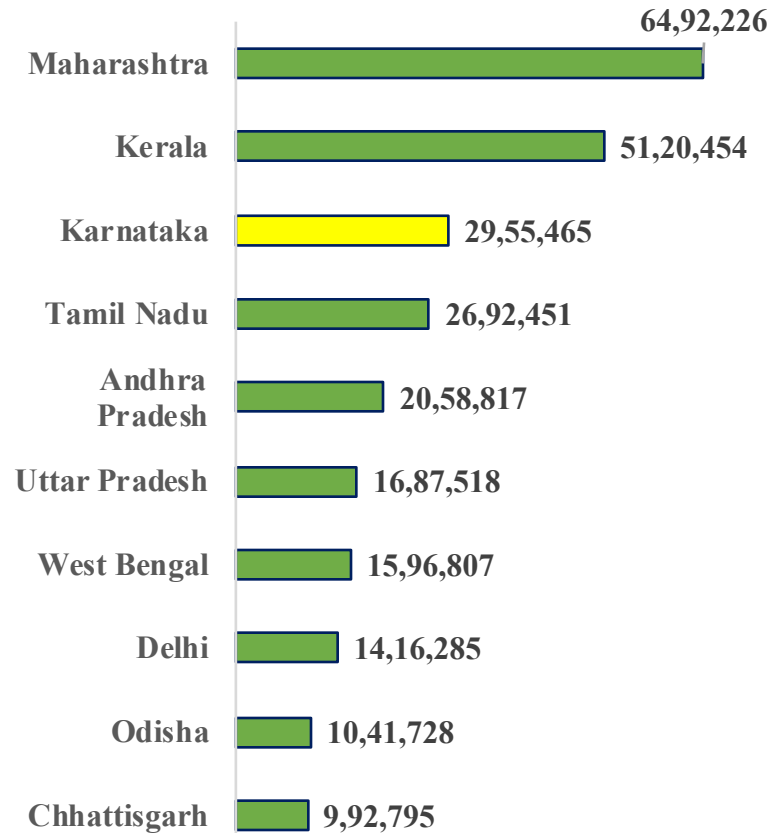
# TOP 10 COVID19 AFFECTED INDIAN STATES



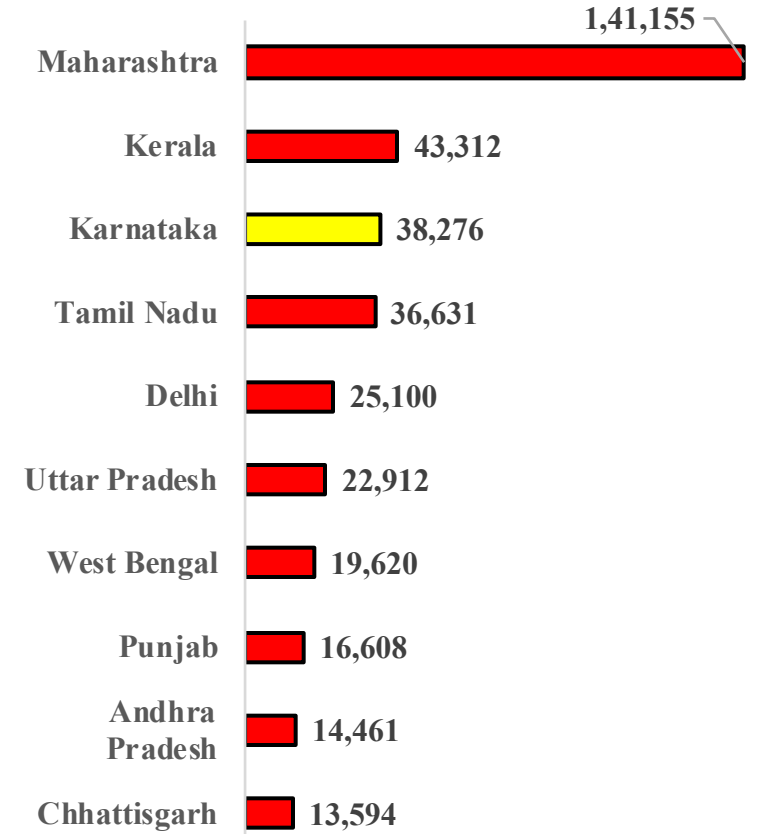
## Total Positive Cases



## Total Recovered Cases



## Total Death Cases

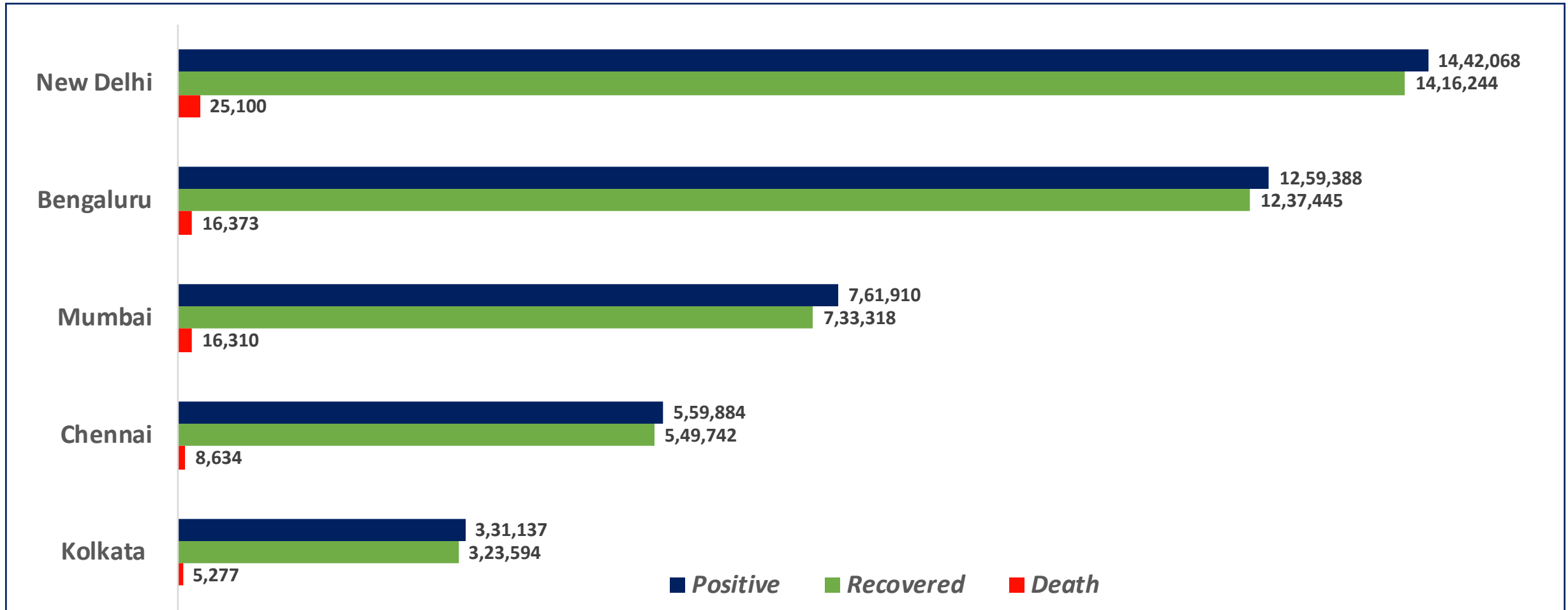


Source : <https://www.covid19tracker.in/> / at 5:30 pm (15.12.2021)





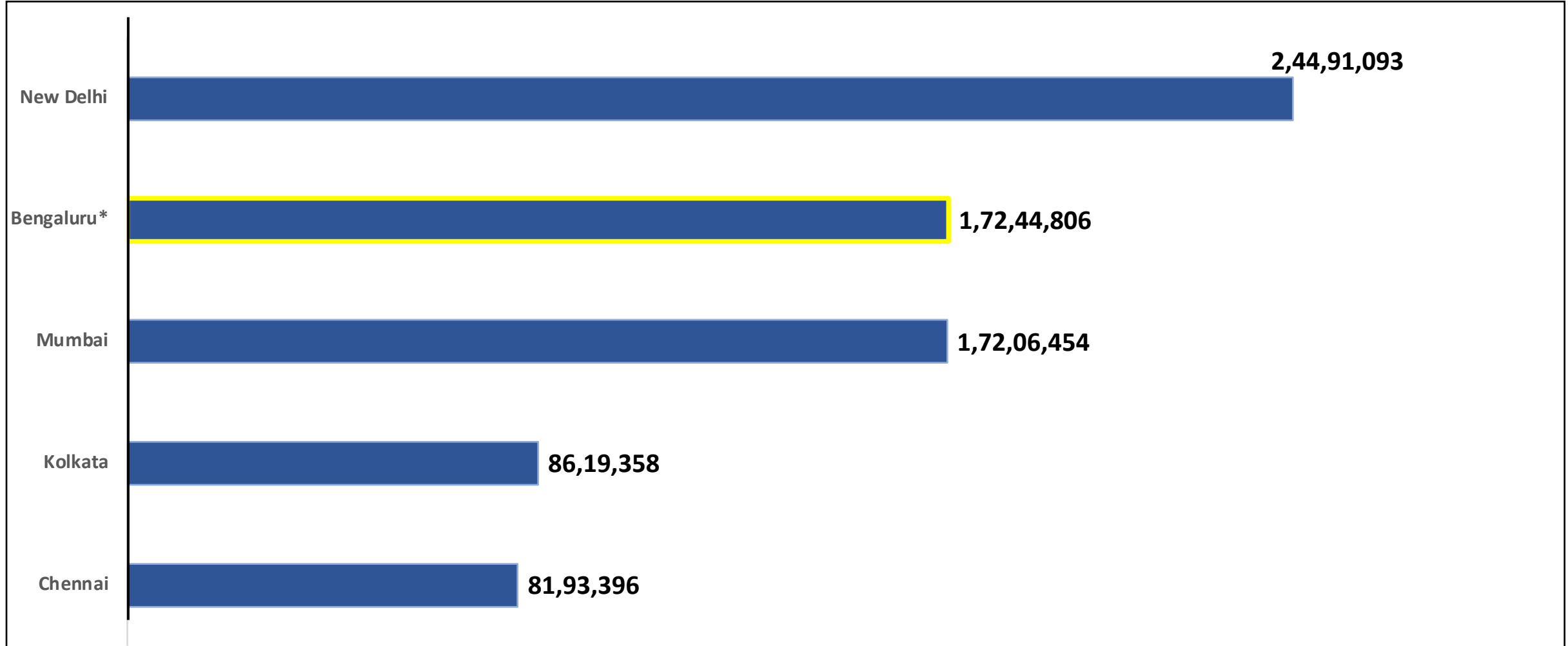
# BENGALURU AND OTHER METROPOLITIAN CITIES



Source : <https://www.covid19tracker.in/> at 5:30 pm (15.12.2021)



# VACCINE DOSES ADMINISTERED IN BENGALURU AND OTHER METROPOLITAN CITIES



Source : <https://dashboard.cowin.gov.in/> at 5:30 pm (15.12.2021)

\*includes BBMP & Bengaluru Urban



# SNAPSHOT OF COVID-19 CASES IN BENGALURU URBAN



**Total Wards With  
<=10 Cases\* :  
151**

**Tests Conducted  
On 14.12.2021:  
44,293**

**Recovery  
Rate:  
98.26%**

**Total  
Active Cases :  
5,570**

**Total Vaccinated on  
14.12.2021:  
40,366**

**Positivity  
Rate\* :  
0.42%**

**Active  
Rate:  
0.44%**

**Case  
Fatality Rate\* :  
1.42%**



\*Total positive cases In the past 10 days

\*CFR and positivity is for Past 7 days



ಬೃಹತ್ ಬೆಂಗಳೂರು ಮಹಾನಗರ ಪಾಲಿಕೆ  
Bruhat Bengaluru Mahanagara Palike

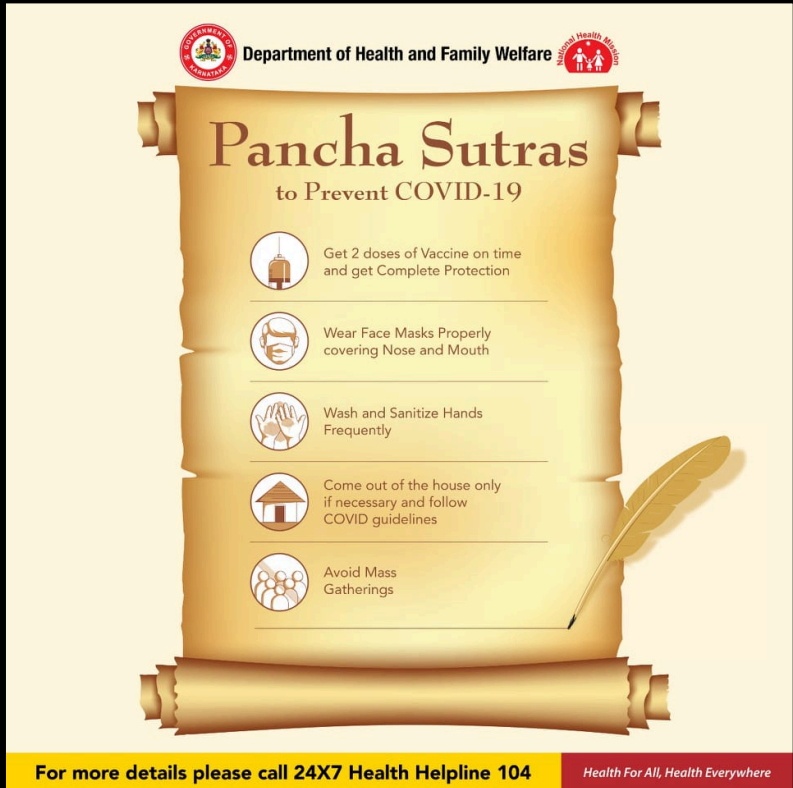


<b>Download BBMP Bulletin</b>	<a href="https://apps.bbmpgov.in/covid19/mediabulletin.php">https://apps.bbmpgov.in/covid19/mediabulletin.php</a>
<b>For BBMPCovid19 Bed Status:</b>	<a href="https://apps.bbmpgov.in/covid19/en/Bedstatus.php">https://apps.bbmpgov.in/covid19/en/Bedstatus.php</a>
<b>To register for vaccination :</b>	<a href="https://selfregistration.cowin.gov.in/">https://selfregistration.cowin.gov.in/</a>
<b>BBMP COVID19 Dashboard:</b>	<a href="https://apps.bbmpgov.in/covid19/">https://apps.bbmpgov.in/covid19/</a>
<b>Follow us on:</b>	 <a href="http://www.facebook.com/bbmp.comm1/">www.facebook.com/bbmp.comm1/</a>
	 <a href="https://twitter.com/BBMPCOMM">twitter.com/BBMPCOMM</a>

Issued by:

Honorable Chief Commissioner, BBMP  
Special Commissioner Health & IT, BBMP  
MD, Bengaluru Smart City Limited

**THANK YOU !**



Department of Health and Family Welfare

**Pancha Sutras**  
to Prevent COVID-19

- Get 2 doses of Vaccine on time and get Complete Protection
- Wear Face Masks Properly covering Nose and Mouth
- Wash and Sanitize Hands Frequently
- Come out of the house only if necessary and follow COVID guidelines
- Avoid Mass Gatherings

For more details please call 24X7 Health Helpline 104 Health For All, Health Everywhere

